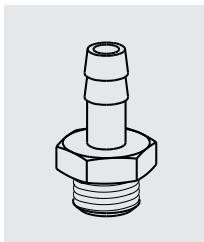


Accessories

4.3.1

page 26



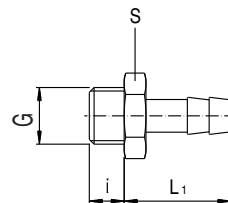
Straight male adaptor, push-on, barbed

Cylindrical

Material: brass, nickel plated

Temperature range: -40°C ... +120°C

Maximum pressure: 50 bar

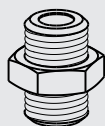


Hose-Ø (inner)	Port size G	L1	i	S	Type
1,6-2	M 5	12	4	8	260M-2-M5
2,7-3	M 5	12	4	8	260M-3-M5
3,5-4	M 5	20	4	8	260M-4-M5
5-6	G 1/8"	25	6	13	260M-7-1/8
5-6	G 1/4"	26,5	8	16	260M-7-1/4
6-7	G 1/8"	25	6	13	260M-8-1/8
6-7	G 1/4"	26,5	8	16	260M-8-1/4
7-8	G 1/8"	25	6	13	260M-9-1/8
7-8	G 1/4"	26,5	8	16	260M-9-1/4
7-8	G 3/8"	26,5	9	16	260M-9-3/8
9-10	G 1/4"	24,5	8	17	260M-10-1/4
10-11	G 1/4"	26,5	8	16	260M-12-1/4
10-11	G 3/8"	26,5	9	19	260M-12-3/8
10-11	G 1/2"	29,5	10	24	260M-12-1/2
12-13	G 1/4"	24,5	8	17	260M-14-1/4
12-13	G 3/8"	24,5	9	19	260M-14-3/8
12-13	G 1/2"	25	10	24	260M-14-1/2
15-16	G 3/8"	30,5	9	19	260M-17-3/8
15-16	G 1/2"	31,5	10	24	260M-17-1/2
18-19	G 1/2"	29,5	10	24	260M-20-1/2

Accessories

4.3.2

page 27



Nipple

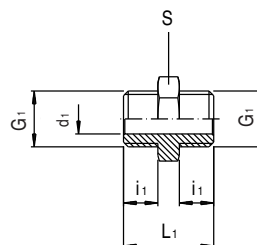
Cylindrical

Material: brass, nickel plated

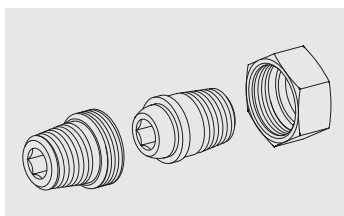
Temperature range: -40°C ...+120°C

Maximum pressure: 50 bar

Conical versions on request.



Port size G	L1	i1	d1	S	Type
M5	11,5	4	2	8	250M-M5
G 1/8"	16,5	6	5	13	250M-1/8
G 1/4"	21	8	7	17	250M-1/4
G 3/8"	23	9	10	19	250M-3/8
G 1/2"	25,5	10	13	24	250M-1/2



Nipple, 3-piece

Conical

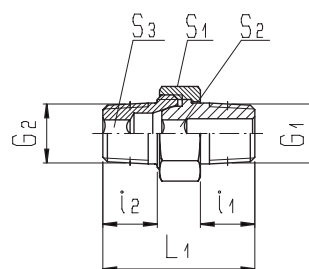
Material: brass, nickel plated

Temperature range: -40°C ...+120°C

Maximum pressure: 16 bar

Non nickel plated version with NBR

O-ring-seal inside on request.



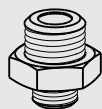
Port size G1	Port size G2	L1	i1	i2	S1	S2	S3	Type
1/8" K	1/8" K	27	9	9	15	5	5	230M-1/8K
1/4" K	1/4" K	33,5	12	12	19	6	6	230M-1/4K
3/8" K	3/8" K	36,5	13	13	22	8	8	230M-3/8K
1/2" K	1/2" K	44	16	16	27	12	12	230M-1/2K
3/4" K	3/4" K	52,5	16,5	16,5	36	14	14	230M-3/4K



Accessories

4.3.3

page 28



Reducing Nipple, male-male

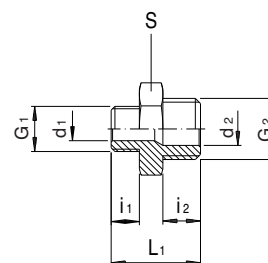
Cylindrical

Material: brass, nickel plated

Temperature range: -40°C ... +120°C

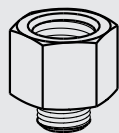
Maximum pressure: 50 bar

Conical versions on request.



Port size G1	Port size G2	L1	i1	d1	i2	d2	S	Type
M 5	G 1/8"	14,5	4	2	6	5	14	251M-M5-1/8
G 1/8"	G 1/4"	19	6	5	8	7	17	251M-1/8-1/4
G 1/8"	G 3/8"	20	6	5	9	9,5	19	251M-1/8-3/8
G 1/8"	G 1/2"	21,5	6	5	10	13	24	251M-1/8-1/2
G 1/4"	G 3/8"	22	8	7	9	10	19	251M-1/4-3/8
G 1/4"	G 1/2"	23,5	8	7	10	13	24	251M-1/4-1/2
G 3/8"	G 1/2"	24,5	9	10	10	14	24	251M-3/8-1/2
G 1/2"	G 3/4"	27,5	10	14	12	18	30	251M-1/2-3/4

Dimensions might vary.



Reducer, female-male

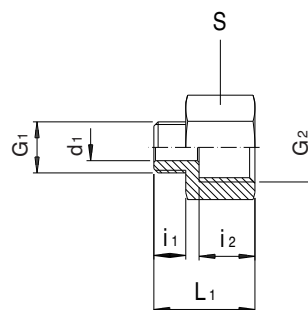
Cylindrical

Material: brass, nickel plated

Temperature range: -40°C ... +120°C

Maximum pressure: 50 bar

Conical versions and orientating versions on request.



Port size G1	Port size G2	L1	i1	d1	i2	S	Type
M 5	M 5	11	4	2	5	8	252M-M5-M5
M 5	G 1/8"	14,5	4	2	8	14	252M-M5-1/8
G 1/8"	G 1/8"	17	6	6	8	14	252M-1/8-1/8
G 1/8"	G 1/4"	20,5	6	6	10,5	17	252M-1/8-1/4
G 1/8"	G 3/8"	21,5	6	6	11,5	22	252M-1/8-3/8
G 1/8"	G 1/2"	24	6	6	15	24	252M-1/8-1/2
G 1/4"	G 1/4"	22,5	8	8	10,5	17	252M-1/4-1/4
G 1/4"	G 3/8"	23,5	8	8	11,5	22	252M-1/4-3/8
G 1/4"	G 1/2"	26,5	8	8	15	26	252M-1/4-1/2
G 3/8"	G 3/8"	24,5	9	12	11,5	22	252M-3/8-3/8
G 3/8"	G 1/2"	27,5	9	12	15	26	252M-3/8-1/2
G 1/2"	G 1/2"	28,5	10	14	15	26	252M-1/2-1/2

Dimensions might vary.